

Jasiri
Scouts

The Jasiri scout promise:

On my honour,
I promise that I will do my best,
To do my duty to God and my Country,
To help other people at all times,
To obey the Scout Law.

THE JASIRI SCOUT LAW:
As in Chipukizi and Mwamba Scout sections.

THE JASIRI SCOUT MOTTO:
"Service."

THE JASIRI SCOUT KNOT:
Bowline

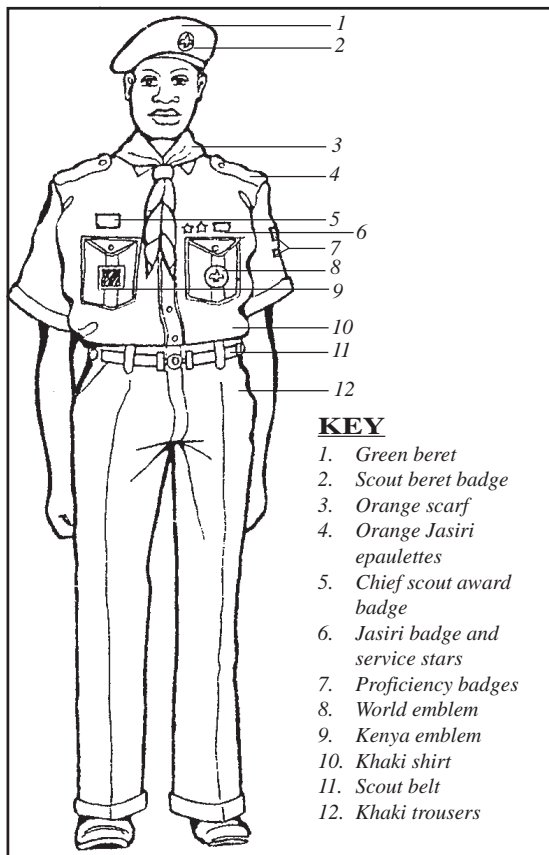
THE JASIRI SCOUT SECTION COLOUR:
Orange

THE JASIRI SCOUT SECTION AGE BRACKET:
Age 18 to 30 years.



Jasiri uniforms

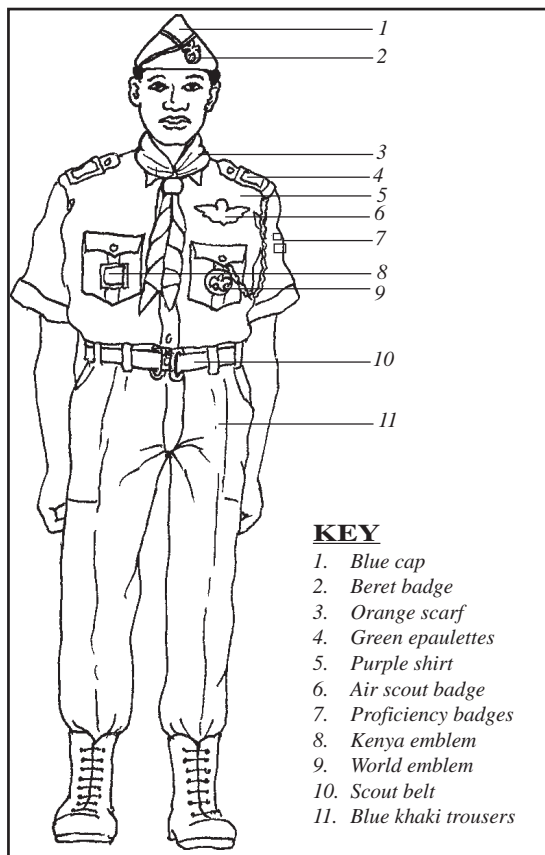
JASIRI SCOUT UNIFORM(MEN)



KEY

1. Green beret
2. Scout beret badge
3. Orange scarf
4. Orange Jasiri epaulettes
5. Chief scout award badge
6. Jasiri badge and service stars
7. Proficiency badges
8. World emblem
9. Kenya emblem
10. Khaki shirt
11. Scout belt
12. Khaki trousers

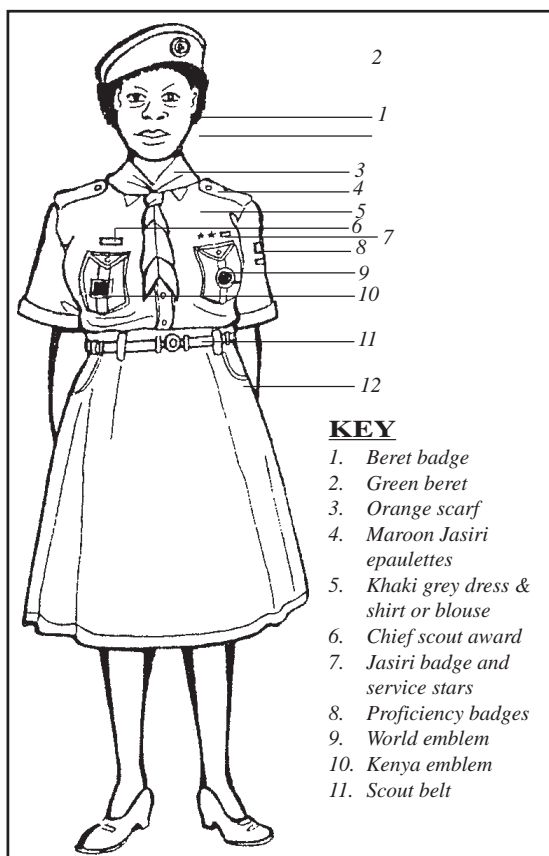
JASIRI AIR SCOUT UNIFORM



KEY

1. Blue cap
2. Beret badge
3. Orange scarf
4. Green epaulettes
5. Purple shirt
6. Air scout badge
7. Proficiency badges
8. Kenya emblem
9. World emblem
10. Scout belt
11. Blue khaki trousers

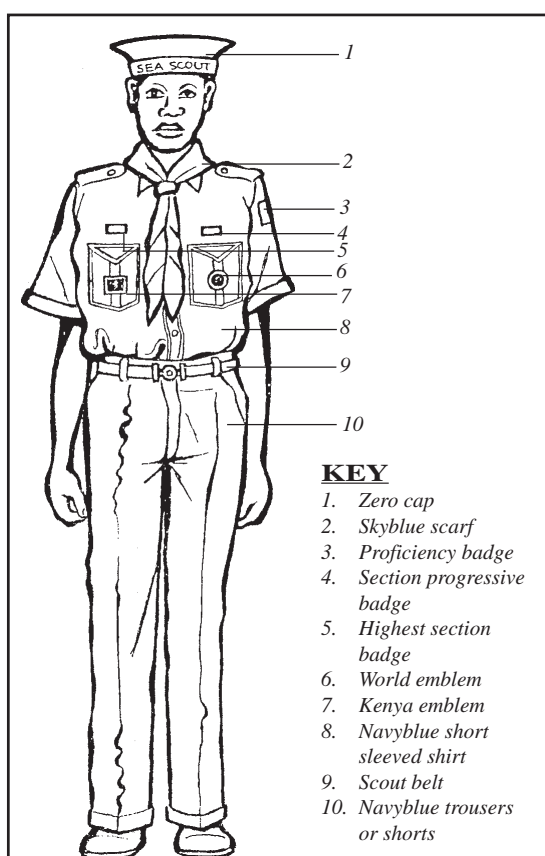
JASIRI SCOUT UNIFORM(WOMEN)



KEY

1. Beret badge
2. Green beret
3. Orange scarf
4. Maroon Jasiri epaulettes
5. Khaki grey dress & shirt or blouse
6. Chief scout award badge
7. Jasiri badge and service stars
8. Proficiency badges
9. World emblem
10. Kenya emblem
11. Scout belt

JASIRI SEA SCOUT UNIFORM



KEY

1. Zero cap
2. Skyblue scarf
3. Proficiency badge
4. Section progressive badge
5. Highest section badge
6. World emblem
7. Kenya emblem
8. Navyblue short sleeved shirt
9. Scout belt
10. Navyblue trousers or shorts



Introduction

The Jasiri Scout Section is meant for young people age 18 and above. This is a co-educational section open to both men and women. The aim of the Jasiri Section is to offer activities that constitute an advanced interpretation of the principles of Scouting and are sufficiently challenging to interest a young adult.



The Jasiri Scout Motto is "Service." Many of the items in the Jasiri programme are aimed at a practical demonstration of the spirit of service to God, to others, and to self — the fundamental principles of Scouting.

ORGANIZATION OF JASIRI

The "crew" is the basic unit of the section. For a crew to be recognized, there must be at least six members and the crew must be registered in the normal manner. When a new person joins the crew before Investiture, they are known as a Jasiri Novice. They officially become Jasiri Scouts after Investiture.



Every crew has a warranted Jasiri Scout Leader who may be chosen from the crew. This person may have one or two assistant Jasiri Scout leaders to assist him/her. However, the emphasis in the Jasiri section is self-motivated leadership that focuses on areas in which a Jasiri feels most competent. If there is no crew member qualified to lead the crew, then a Scouter from elsewhere can be invited to come and help. A crew can also choose a mature, experienced person to act as the crew adviser. The crew adviser need not necessarily be a member of the crew but should well be versed in Scouting.

A Jasiri crew should formulate a simple method of dealing with all its affairs, including relations with other crews and Scout units.

THE JASIRI PROGRAMME

Jasiri Scouting is for young adults. The Jasiri programme is organised to give maximum variety and choice to the Jasiri. The programme is divided into two main parts:

1. Pre-Investiture training: This is the section that every Jasiri novice is required to complete successfully before they are invested as Jasiri Scouts. This section is aimed at giving the aspiring Jasiri the basics of Scouting and is compulsory to all. On completion of this section, the Jasiri is invested and presented with the World Scout Badge, the Kenya Emblem, the section scarf and the Jasiri Badge.

2. Post-Investiture training: On completing the pre-investiture training, the Jasiri is allowed to embark on the projects, proficiency badges, challenges and awards of their choice. This section is designed to challenge participants to put their Scouting knowledge at the disposal of others, especially younger members of the Scout Movement. In this section, Jasiri Scouts are challenged to use their knowledge and potential to develop creative approaches to service activities. For instance, through the Project Badge the Jasiri can develop their own programme of activities and implement them without any outside interference. The general scheme for Jasiri is as outlined below:



PRE-INVESTITURE STAGE

Before being invested as a Jasiri, the novice must complete the following tests to the satisfaction of the Jasiri Scout Leader and the crew or appointed examiner:

1. Explain the Scout Law and Promise and demonstrate how to apply them in a spirit of service to others.
2. Explain the meaning of the Scout salute, sign and the Jasiri Scout Motto.
3. Outline the History of Scouting with emphasis on Kenya and be familiar with current Scout literature.



4. Tie and explain the uses of the following knots:
 - Reef knot
 - Clove Hitch
 - Sheet Bend
 - Bowline
5. Prepare a meal under camp conditions to the satisfaction of the crew.
6. Demonstrate the basics of First Aid and the principal rules of health.
7. Explain the design and meaning of the national flag and demonstrate how to hoist and break it.
8. Attend at least four crew meetings and complete a probationary period of three months, both of which may be extended at the discretion of the crew.

INVESTITURE CEREMONY: THE VIGIL

The vigil is the Jasiri Scout process of self-examination before being invested. This self-examination could differ from crew to crew. However, as it is intended for people of more or less the same age group it is possible to give an example that could be used or be modified to suit every crew's needs:

THE QUESTION:

"As one grows older, time passes more quickly. Comparatively speaking life only lasts for a short time and soon passes away."

Examine yourself:

1. Am I making the best use of the life that God has given me?
2. Am I frittering it away, doing nothing that counts, wasting it?
3. Am I contributing to things that are doing good to anybody?
4. Am I forwarding my own interests at the expense of others? Am I advancing my own enjoyment of money-making or promotion without trying to help other people?
5. Whom have I helped in my life? Is there anyone else I can help?

"We get no reward or pay for doing service, but that makes us free men and women in doing it. We are not working for the employer. We ultimately work for God and our own conscience. This means that we are human."

The Jasiri Scouts section of the Scout Movement can be described as a "community for service." If we join it we shall get the opportunity of training for, and giving services in, many ways that would not have otherwise been open to us.

"Service is not something we do "in our spare time." Service should be a life attitude that constantly finds outlets for practical expression."

Further self-examination:

1. Am I joining Jasiri Scouting only for the fun I get out of it?
2. Am I determined to put self-sacrificing service into my Jasiri Scout experience?
3. What do I mean by service?
4. Do I really think of others rather than myself, in my plans or undertakings?
5. What sort of service am I best fitted to give at home, at work and in my spare time?

"As the success of our service will depend to a great extent on our personal character, we must discipline ourselves in order that we may be a good influence on others."

Final self-examination:

1. Am I determined to try and give up bad habits acquired in the past?
2. What are the weak points in my character?
3. Am I absolutely honest, truthful and trustworthy?
4. Am I loyal to God and my country, my employers, those under me, the Scout Movement, my friends and myself?
5. Am I good tempered, cheerful and kind to others?
6. Am I sober, clean-living and clean-speaking?
7. Have I pluck and patience to sustain myself when things go wrong?
8. Have I a mind of my own, or do I allow myself to be carried away by the persuasion of others?
9. Am I strong minded enough to resist temptation (drinking, drugs, harm to others)?
10. If I am weak in some of these things, do I resolve here and now, with God's help, to do my best to correct them?

"Conclusion: May God give me strength to go forward henceforth a real person, a true citizen, and a credit to my country."



The individual concerned should carry out the vigil in a quiet place where they will not be disturbed. Every question must be considered carefully. After going through the entire self-examination, the Jasiri Novice informs the crew that they are prepared to become a Jasiri Scout. Then the Jasiri Novice may be invested into Jasiri.

INVESTITURE

The young person, after self-examination, is brought before the Jasiri Scout crew. The crew should be in uniform and should stand before a table, upon which is set a basin of water and a napkin. The Jasiri Scout Leader stands facing the candidate(s), each of whom should have a bowline tied loosely around their waist. The Jasiri Scout Leader calls them by their names, and then says:

LEADER: Have you come with a desire to become a Jasiri Scout in our worldwide community?

CANDIDATE: I have.

LEADER: In spite of difficulties you have experienced in the past, are you now determined to do your best to lead a clean life, to be honorable, truthful and straight in all your dealings, clean in what you think, in what you say and all you do?

CANDIDATE: I do.

LEADER: Do you understand that by becoming a Jasiri Scout you are joining a worldwide community dedicated to helping you carry out your ideals, but which also asks you to obey our rules and carry out our motto of service to others?

CANDIDATE: I do.

LEADER: Are you willing to give us a sign, here in the presence of us all, that you are prepared to wash away

your past misdeeds and that you are determined to commence afresh?

CANDIDATE: I am (*washes his/her hands and dries them*).

LEADER: Understanding these things then: make (or renew) your Scout Promise, bearing in mind that you are expected to interpret it not from a child's point of view but from the perspective of a young adult.

CANDIDATE: On my honour, I promise that I will do my best, To do my duty to God and my country, To help other people at all times, To obey the Scout Law.

LEADER: (*Performs left-handed handshake with the new Jasiri Scout and says*):

I trust you on your honour to keep (or continue to keep) your promise.

(*The leader then fastens on the new Jasiri Scout's knot and presents him with his badges saying*):

Let this, your Jasiri knot, remind you of the three younger sections of our Movement. Let it remind you of your duty to the younger ones, of your responsibility, as a Jasiri Scout, to the younger ones and of your responsibility, as a Jasiri Scout, to set for them at all times as an example worthy of your best self.

CONCLUSION: The crew gathers round the new Jasiri Scout shaking his hands and welcoming him.



Jasiri scouts awards and badges

Immediately after being invested, the Jasiri Scout proceeds to attempt some of the various projects and challenges in the Jasiri programme. The choice of which item to do is left to the Jasiri. However, the Jasiri Scout should note that some tests are compulsory.

To ascertain that one has passed (and hence qualified) for a badge, it will sometimes be necessary to seek the help of the local association or even Scout headquarters. The Jasiris should, however, always strive to satisfy their crew of proficiency and ability before all others.


JASIRI AFYA

1. Describe five diseases that kill children and say how they can be prevented.
2. Write an essay or prepare a short talk on the dangers of drug abuse
3. Explain dangers of mosquitoes, rat, lice, etc, and show how to eradicate them.
4. Participate or initiate and carry out a project dealing with communication of health information to the community.
5. Name five communicable diseases and help to start a project that can prevent three of them (building a toilet, clean water project, anti-malaria campaign, etc).
6. Explain the dangers of any three sexually transmitted infections (STIs) and outline measures to prevent them.
7. Describe the value of breastfeeding a baby and the possible dangers of bottle-feeding.
8. Name at least five medicinal herbs known in Kenya and describe how they are prepared and for what disease they are effective.



THE CHIEF COMMISSIONER'S CHALLENGE BADGE (C.C.C.)

The local association, on the recommendation of the Jasiri Scouts Leader, grants the C.C.C. badge. The conditions for its award are as follows:



1. The Jasiri must prove competent to instruct and examine a Mwamba Scout for three of the following Mwamba Proficiency Badges: Mwamba Explorer, Mwamba Hiker, Mwamba Map Maker, Mwamba Mountaineer, Mwamba Traditional Medicine, Mwamba Rock Climber, Mwamba Reproductive Health.


Note: The Jasiri need not serve as an actual instructor or examiner.

2. The Jasiri must be qualified in first aid to at least the standard of the Mwamba First Aid Badge and must have attained the Jasiri Spirit Badge.
3. The Jasiri must complete, as a member of a team of Jasiris, a journey extending more than four consecutive days (with three night out) or two journeys each extending more than 48 hours (each with two nights out) excluding traveling time. The journey must be organised by the Jasiri and approved to be of a sufficiently high standard by the Jasiri Scout Leader and Area Commissioner. It may take place in any part of East Africa, but it must present a definite test of endurance as well leadership. The Jasiri must submit a log of the expedition to the Jasiri Scout Leader and crew as soon as possible and not later than one month after the completion of the expedition

Note: A holder of Gold Award in the President's Award scheme may be exempted from doing Test No. 3.

THE CHIEF SCOUT AWARD. (C.S.A)


The Chief Scout Award is granted by the Executive Committee of the Kenya Scouts Council on the recommendations of the local association, Area Commissioner and Jasiri Scout Leader. If the Jasiri so desires, the Award may be presented to him by the patron of the association (if any) or Chief Scout at a suitable occasion. Before being awarded the Chief Scout Award a Jasiri Scout must:



1. Hold the Chief Commissioner's Challenge Badge, the Project Badge and the Service-Training Star.
2. Set a personal example of the Scout way of life and the Jasiri motto, "Service." This to be determined by the Jasiri Scout Leader and the crew.
3. Interview with the Area Commissioner (or a specially-deputized Assistant Area Commissioner) that will give particular attention to the service that the candidate is rendering to the Scout Movement and to the community generally.

JASIRI CONSERVATION

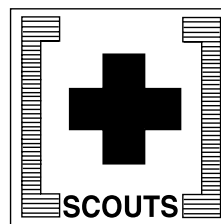
1. Be familiar with the current literature on conservation activities. Be able to instruct for the Conservation test of any Scout section.
2. Know the major conservation and environmental agencies and societies that operate in Kenya and be acquainted with at least one member of staff of one of them.
3. Initiate and lead the crew in implementing a worthwhile project in any area of conservation suitable to his/her locality. Involve the local people as much as possible in the project.
4. Prepare and give a talk and demonstration by Scouts or a group of local people on some aspect of conservation that is of particular significance to the local scene.
5. Lead a group of young people on an expedition with the object of:
 - Finding examples of how man has damaged nature, as well as examples of how man has improved nature.
 - Writing down the rules of good behaviour on nature excursions.
6. Explain the global implications of any three of the following:
 - Global warming.
 - Depletion of the ozone layer.
 - Desertification.
 - Dumping and industrial pollution.
 - Nuclear proliferation.



A report on all these activities should be submitted to the crew for assessment and forwarded to the National Scout Headquarters for records.

JASIRI FIRST AIDER

1. Be able to instruct Scouting First Aid Skills to members of any section of the movement (Sungura to Mwamba Scouts).
2. Gain the Adult Certificate of the St. John's Ambulance or the Home Nursing Certificate, **OR:**



Know and be able to put into practice or demonstration:

- Principles and practice of First Aid.
 - Structures and functions of the body (the skeleton, the skull, the backbone or spine, the ribs, the joints, the tissues, the muscles, the skin, the trunk and its contents, the chest cavity, the abdominal cavity and functions of the body.)
 - Breathing and resuscitation. (Know the causes of asphyxiation, the signs and symptoms of asphyxia and the general rules for the treatment of asphyxia. Know how to deal with suffocation from poisonous gases and electrical injuries.)
 - Treatment of wounds and bleeding, both minor and severe.
 - Treatment of shock.
 - General rule and the guiding principles for the treatment of unconsciousness.
 - Treatment of injuries to bones and joints. Know the common causes of fractures, the types of fractures, general signs and symptoms of fractures.
 - Demonstrate the use of slings, bandages and splints for the various types of fractures.
 - The treatment of burns and scaldings.
 - Treatment of injuries from: crushing, blasts and the treatment of poison cases.
 - How to deal with motor accidents and causalities.
3. Prepare a talk or demonstration on safety in the home and homestead that could be given by any member of the crew to a group of people in their locality.

JASIRI INSTRUCTOR

On the recommendation of the Jasiri Scout, the Area Commissioner grants the Jasiri Instructor Badge. Before being granted the badge, a Jasiri must:

1. Hold the Scoutcraft Star.



2. Arrange a public display or presentation with your troop or pack on training covered during a troop or pack meeting,

OR:

Preside at a troop or pack meeting on similar lines to the above. The end of the training period to be attended by members of the crew or by the Area Commissioner.

3. If pursuing Sungura Scout Work, instruct on Nyota I and II subjects as well as two proficiency badges. Show a reasonable knowledge of current Scout literature,

OR:

Demonstrate knowledge or ability to instruct in any three Chipukizi Scout Proficiency badges,

OR:


Demonstrate a reasonable knowledge of "Scouting for Boys," or any other Scout book selected by the crew.



NOTE: The badge is worn on the right breast. It must be surrendered as soon as the Jasiri ceases to act as an instructor.

JASIRI LIFESAVER

1. Be able to teach swimming skills at any level of Scout training from Sungura Scouts to Mwamba Scouts (including rescue techniques).
2. Do any three of the following:



- Swim at least 500 metres in either salt or fresh water using any stroke.
 - Swim at least 250 metres using the lifesavers backstroke.
 - Demonstrate the stride jump from the side of pool and how to improvise a float from a shirt or jacket and bring up an object of at least 5kg.
 - Demonstrate the cardio pulmonary resuscitation method of artificial respiration, or any other recommended method in current use.
 - Describe the principles of respiration, asphyxia and blood circulation.
3. Demonstrate, with another Jasiri, two methods of defense against a struggling, drowning person and two methods of releasing oneself.

4. Demonstrate two methods of removing a person from deep water.
5. Demonstrate the method of rescue by rear approach and bring the person to the place of entry (a distance of at least 30 metres).
6. Using the stride jump, swim to a person 30 metres away, approach from the side and bring them back to the point of entry using any method.
7. Give a short talk on water safety, with special references to young people swimming together.

JASIRI MKULIMA

Do either of the following:

A. STORAGE

1. Describe the important traditional methods used by people in your area to preserve the staple food crop and assess the effectiveness of these methods.
2. Describe the safe use of post-harvest food crop treatment including modern methods of preservation.
3. Identify and describe three common insects that attack the food crops in your district and methods used to fight them.
4. Name and describe three common rodents that are a menace in your locality and how they can be controlled.
5. Construct or take an active part in the construction of either a model grain store,

OR:

A solar drier.

B. FARMING


1. Display a thorough knowledge of five major food crops and their climatic requirements.
2. Demonstrate general methods of inter-cropping and crop rotation and explain when to plant, weed and harvest the crops.
3. Maintain a food crop plot for an entire growing season using crop husbandry,

OR:

Demonstrate skill in the maintenance and proper care of one of the following for at least four months: rabbits, chicken, fish, bees.


JASIRI MOUNTAIN RESCUE

1. Be aware of and describe the treatment for ailments due to altitude (common mountain sickness, sunstroke, exposure and pulmonary edema). Describe the common hazards of




mountaineering (wind, snow, ice, hail rain, poor visibility, etc) and be aware of the preparations needed to counteract them.

2. Make a list of the personal kit to be taken on a mountain expedition of approximately three days. Itemize a first aid kit to be carried on an expedition of ten people for four days.
3. List the main causes of mountain accidents. Demonstrate the main distress signals. Explain first aid procedures on the mountain. Explain mountain rescue posts and police posts in the vicinity of the highest mountain in the country and method of contacting any local rescue team.
4. Explain the various types of stretchers used in mountain rescue.
5. Describe the organization of a rescue party, search techniques and the evacuation of a casualty.
6. Take part in the mock evacuation of casualty from a cliff using appropriate methods.
7. Describe the equipment for night work, etc.
8. Improvise rescue equipment.
9. Take part in a mountain rescue practice with a team of mountaineers or mountain rescue experts (Mountain Club of Kenya, Kenya Police College, mountain parks, armed forces, outward bound programmes, etc).




JASIRI MWALIMU

1. Explain the current status of literacy in the country.
2. Take part in an adult education/literacy workshop, course or community education activity.
3. Be actively involved in organizing literacy classes or campaigns for a period of at least twelve months.
4. Make teaching materials relevant to literacy classes or campaigns.
5. Teach at least two people how to read and write.
6. Make posters or literacy materials, and after consultation with the authorities, display them in an appropriate place.



JASIRI MZALENDU

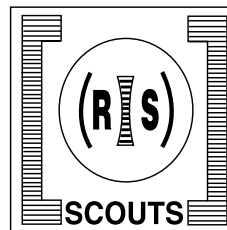
1. Make a brief outline of the major political developments in the history of Kenya.
2. Tell the history and the design of the national flag and give an adult interpretation of the national anthem.
3. Teach at least two persons to sing the national anthem in Kiswahili or English.
4. Make a written outline history of the ruling party as well as any two of the following:
 - The National Youth Service.
 - The cooperative movement.
 - The central organization trade union.
 - The parastatal system.
 - Any two of the sports leagues.



THE PROJECT BADGE (COMPULSARY)

The L.A., on the recommendation of the Jasiri Scout Leader, grants the Project Badge. The conditions for its award are as follows:

1. The Jasiri must choose, plan and devote at least six months to a project, and must keep a record of activities. At least three times during the period the Jasiri must report progress to the Jasiri Scout Leader and crew and produce the record of activities supported by appropriate models, charts, maps or other exhibits. On these occasions the Jasiri may seek advice or assistance from the crew if necessary.
2. "Project" may be defined as self-imposed task demanding skill, application and care. The Jasiri picks the subject of his/her project. It should preferably be something which bears no direct relation to the Jasiri's means of livelihood or area of experience. Alternatively, the project could be a subject in which the Jasiri is already well versed, with the intention of higher achievement. The Jasiri Scout Leader and crews should formally approve the subject chosen for a Jasiri's project.
3. When the Jasiri is satisfied that they have completed the selected project, the result of the project must be demonstrate to the Jasiri




Scout Leader and crew. The Jasiri Scout Leader and crew, after seeking any necessary expert advice, then decide if the Jasiri has reached a satisfactory standard of attainment.

Note: The Project Badge is worn on the right arm of the shirt.


JASIRI REPRODUCTIVE HEALTH EDUCATION (COMPULSARY)

- Do one of the following:
 - Research some of the problems associated with cross-cultural marriages and report to the crew.
 - Present a 20 minute play or talk that demonstrates the dangers of early sexual experimentation.
- Assist in the preparation of the marriage of a friend or relative and share the experience with crew members.
- Explain at least five problems associated with teenage pregnancy.
- Do one of the following:
 - Assist in setting up a community information centre on reproductive health education, child abuse or rape in cooperation with members of your crew or other agencies.
 - Design or assist in designing a programme that can be used to provide reproductive health education knowledge to younger members of the Scout Movement.
 - Collect examples of myths prevailing in the community concerning sex, sexuality and pregnancy. Discuss with experts and members of your crew suggested ways these myths can be dispelled and plan a project to do so.
- Design a project with your crew that will be of benefit to the community in the field of reproductive health education. This project must involve at least six members of the crew for a period of not less than one month. While the project design is left to the discretion of the crew, it must be of benefit to the community and in keeping with principles of Scouting.



THE SCOUTCRAFT STAR

The local association, on the recommendation of the Jasiri Scout Leader, grants the Scoutcraft star. The conditions for its award are as follows:



A. If previously a Scouter, the Jasiri must:

- Bring proof from his Area Commissioner that he/she has carried out duties satisfactorily for a period of not less than six months.
- Prepare for, attend and qualify at a Preliminary Training Course, or produce a certificate to show that they have already qualified.
- If they have not yet qualified at a Preliminary Training Course, gain all the knowledge necessary to instruct in a proficiency badge of the Scout's own choice from any Scout section (two in the case of Sungura badges).
- If they have already qualified at a preliminary training course before becoming a Jasiri Scout: gain all the knowledge necessary to instruct in two proficiency badges (three in the case of Sungura Scouts) of their own choice from any Scout section.


B. If not a Scouter, the Jasiri must:

- Complete ten nights' camping, half of which is to be spent assisting a troop camp. Keep a log and submit it to the crew.
- Gain the knowledge necessary to instruct and examine in any three-proficiency badges of your own choice from the Scout section you intend to lead.

Note: The Scoutcraft Star is worn on the right arm .

JASIRI SPIRIT

- Explain the fundamentals of Scouting and how they relate to a Jasiri's life.
- Explain the Law and Promise:



Give examples of activities that can help Scouts put it into action and apply three of them.

3. Tell the history of Jasiri Scouting with emphasis on Kenya. Describe the spirit of adventure in Jasiri Scouting.
4. Explain the meaning of community service and community development. Take part in, or organise three activities related to both.
5. Read and comment on three different chapters that relate to the life of a Jasiri from a holy (religious) book.
6. Organise or take an active part in the implementation of a religious activity or project.
7. Together with others, organize a project to instruct younger Scouts on, "The place of God in Scouting."
8. List five major world religions. Name the main differences and the main similarities between them.

JASIRI SPORTSMAN

1. Choose any popular sport (including indigenous sports). Explain the rules and the sport's value to human development and demonstrate skill in playing it.
2. Organise or take part in organizing sporting activities for younger Scout sections for at least three months.


3. Organise or take part in a 24-hour journey of at least 50km on foot or on bicycle and make a report on the trip.

4. Devise a series of keep-fit exercises that can be used by young people engaged in busy schedules.



JASIRI UTAMADUNI

1. Make and design a traditional costume and demonstrate how to wear it correctly.
2. Describe a traditional way of worship or sacrifice in your own community and at least one in another community.
3. Cook at least one traditional dish for a patrol/crew and at least one from another community.
4. Preserve food using traditional methods. Design a cheap food store for a rural area. This should be an improvement of a traditional one.
5. Identify and prepare at least two traditional machines or gadgets that will satisfy the examiner.



This record card has been produced with the generous support of UNFPA Kenya.

For more information contact:
THE KENYA SCOUTS ASSOCIATION
P.O BOX 41422, NAIROBI
Tel: 568111, 570794, Fax: 573799
E-mail: kenscout@africaonline.co.ke

THE KENYA SCOUTS ASSOCIATION



JASIRI SCOUT

MEMBERSHIP AND
PROGRESS RECORD CARD



"B.-P's." Last Message



Dear scouts - If you have ever seen the play 'Peter Pan.' You'll remember how the pirate chief was always making his dying speech because he was afraid that possibly when the time came for him to die he might not have time to get it off his chest. It's much the same with me, and so, although I'm not at this moment dying, I shall be doing so one of these days. And I want to send you a parting word of goodbye.

Remember, it's the last you'll ever hear from me, so think it over.

I've had a most happy life and I want each one of you to have as happy a life too.

I believe that God put us in this jolly world to be happy and enjoy life. Happiness doesn't come from being rich, nor merely being successful in your career, nor by self-indulgence. One step towards happiness is to make yourself healthy and strong while you are a boy, so that you can be useful and so can enjoy life when you are a man.

Nature study will show how full of beautiful and wonderful things God has made the world for you to enjoy. Be contented with what you've got and make the best of it. Look on the bright side of things instead of the gloomy one.

But the real way to get happiness is by giving out happiness to other people. Try and leave this world a little better than you found it, and when your turn comes to die, you can die happy in feeling that at any rate you've not wasted your time but have done your best.

"Be prepared" in this way, to live happy and to die happy-stick to your scout promise- even after you've ceased to be a boy - and God help you do it.

Your friend,

Baden Powell of Gilwell



KENYA SCOUTS ASSOCIATION - ROWALLAN CAMP
P.O. BOX 76634, NAIROBI, TEL: 568111; 570794, FAX: 573799,
EMAIL: kenscout@africaonline.co.ke