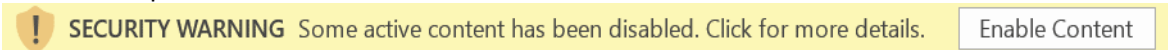


PATH Sanitation Technology Filtering Tool

Getting started

Before using the tool, please ensure that macros are enabled. Typically there will be a pop-up notification or alert in the top of the workbook to confirm the use of macros. Click "Enable Content" to affirm the use of macros before proceeding. It is also safe to save this file as a "trusted document" if asked. Example:



Mac compatibility: The tool is not compatible with Mac computers due to a limitation of Microsoft Office for Mac. We have inquired with Microsoft when an update will be available but do not have a timeline.

Overview

What is the objective of this tool?

The Sanitation Technology Filtering Tool is designed to be decision-support tool to assist in the identification of appropriate sanitation technologies for specific settings. The Sanitation Technology Profile serves as a companion document that provides additional information on the technologies listed in the tool.

Who uses this tool?

The target audience for this tool includes sanitation engineers, program implementers, and experts who are responsible for selecting technologies for sanitation and fecal sludge management; individuals involved in WASH technology development; and individuals who want to better understand technology options across the sanitation service chain. The tool assumes familiarity with the sanitation service chain.

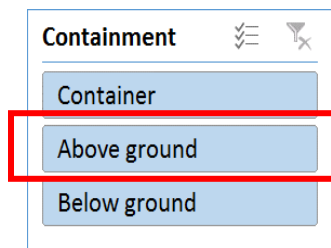
Instructions

How do you use this tool?

Inputs to the filters on each tab are the primary drivers for the tool. The filters allow users to explore, compare, and down select technologies across the sanitation service chain. A summary of all potential technologies appear on the final tab.

Filters

Within each tab a set of filters help down select the list of technologies based on a variety of factors. These filters provide key inputs to support the user in the down selection process.



Available items for selection/filtering are in blue. If a selection is not applicable or has already been filtered out, it will appear as white or light blue.

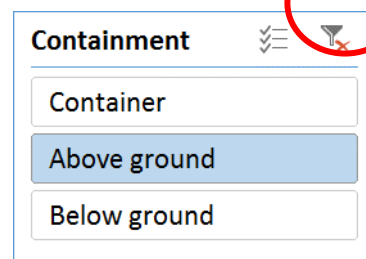
To select a filter, simply click on the preferred option. For example, if you only want to look at Storage & Containment options with above ground storage systems, select "Above ground" on the Containment filter.

To select multiple filter options, click on one of the preferred options, and then hold the Ctrl key down to select additional options you would like to include. For example, if we are interested in Storage & Containment technologies that produce biogas or briquettes as outputs for reuse we would click on

PATH Sanitation Technology Filtering Tool

“Biogas”, and then hold down the Ctrl key, then and click on “Briquettes”. When the Ctrl key is released, the technology options will refresh to reflect filter choices. **If “Either” is listed as an available option, ALWAYS include it in your selection so that all compatible technologies to be listed.**

To clear a filter on the tab, click on the funnel icon at the top right of a filter.

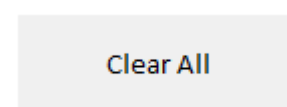


After selecting all relevant filters, the summary section below the filters will show a down selected list of technologies. **If no technologies are listed, the user can expand their search parameters by revising their filter selections.**

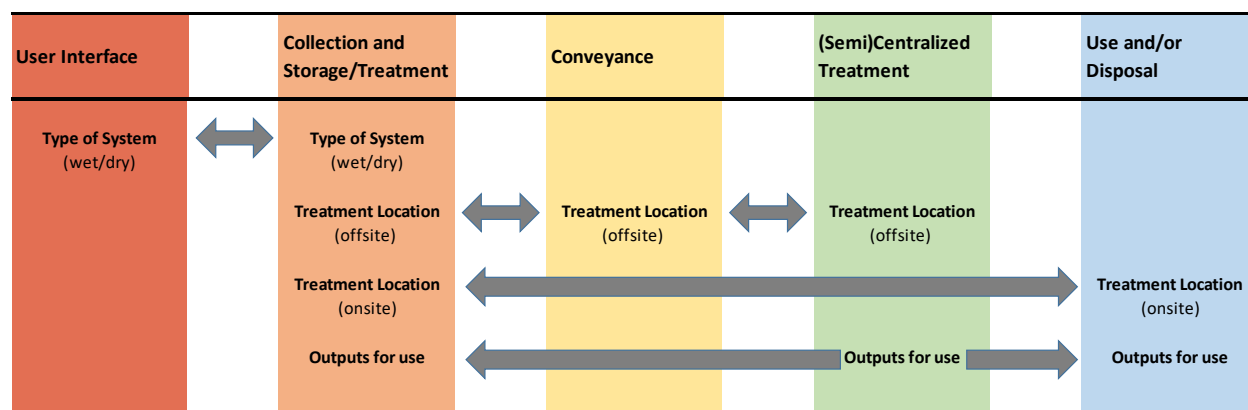
To clear all filters on the tool, click the “Clear All” button included at the top of each tab.

Filter connections

The tool is structured so that the filters connect technology options across the sanitation service chain to build a full system. Users can start at any tab in the tool. A summary of all prioritized technologies appear on the final tab.



See below for an overview of the filter connections across the sanitation service chain.



After selecting the relevant filters, please refer to the “Proceed to” column to determine which tab(s) is/are next to build a complete sanitation system. For example, some Storage & Containment technologies direct the user to “Proceed to” the Use and/or Disposal tab, since these technologies provide onsite treatment and do not need to be conveyed.

The tool is designed to identify and compare sanitation technologies across the sanitation service chain. It does not eliminate the need for field testing and evaluation of selected technologies or systems. A qualified engineer can provide guidance on the appropriateness of a technical for a particular context; provide information on local regulations and codes; and help finalize technology selections.

This brief is made possible by the support of the American people through USAID. The contents are the sole responsibility of PATH and do not necessarily reflect the views of USAID or the United States government.

