

# STEPS FOR MONITORING DEVELOPMENTAL MILESTONES AT CHILD CONSULTATIONS

(Adapted from IMCI Flipchart)

## 1. VERIFY & OBSERVE: Are there any risk factors that can affect how this child is developing?

Difficult birth or any neonatal admission      Prematurity or low birth weight      Malnutrition  
Head circumference too large or too small      HIV or exposure to HIV      Serious infection or illness

*Environmental factors: Very young or elderly caregiver; abuse of drugs or alcohol; signs of violence or neglect; lack of caregiver responsiveness to the child; poverty.*

## 2. ASK THE CAREGIVER: How do you think your child is developing? Do you have any concerns?

*Consider parental concerns when observing the child's development.*

## 3. MONITOR the developmental milestones of the child, using the Milestones Poster:

### 1) Identify on the Poster the milestones corresponding to the age of the child.

- *If the child's age is not on the Poster, look at the milestones for the younger age.  
For example, in the case of 10-month-old child, refer to the milestones for 9-month-olds.*
- *If the child was born premature and is younger than 30 months, subtract the period that was left until normal birth (for example, 6 weeks), from the current age of the child, before monitoring.*

### 2) Ask caregiver to do simple actions to show if the child has reached EACH milestone for her age.

- *If the child is sleeping, shy or too sick, ask the mother if the child does this action at home.*

### 3) If the child is not able to achieve one or more milestones for her age, check if the child has reached the milestones for the earlier age.

- *For example, if a 9-month-old still does not sit, check if she has reached milestones for a 6-month-old.*

IF THE CHILD HAS REACHED  
**ALL THE MILESTONES FOR**  
HER CURRENT AGE

IF THE CHILD HAS NOT REACHED ONE OR  
MORE MILESTONES **FOR CURRENT AGE**,  
BUT HAS REACHED ALL THE MILESTONES  
FOR EARLIER AGE

**OR IF THERE IS A RISK FACTOR  
OR PARENTAL CONCERN**

IF THE CHILD HAS NOT REACHED ONE OR  
MORE MILESTONES **FOR EARLIER AGE...**  
**OR IF THE CHILD HAS LOST ONE OR MORE  
PREVIOUS ABILITIES**

**NO DELAY**

**DELAY IN SOME DEVELOPMENTAL  
MILESTONES**








**DELAY IN CHILD DEVELOPMENT**

- **Register** as No Delays (ND)
- **Praise** caregiver.
- **Counsel** on playing and talking with the child in responsive manner.

- **Register** as Suspected Delay (SD)
- **Counsel** caregiver on how to play and talk with the child in responsive manner to improve development.
- Ask the caregiver to come back in 30 days for **follow-up**.

- **Register** as Delay in Child Development (DD)
- **Counsel** caregiver on how to play and talk with the child in responsive manner to improve development.
- **Refer** the child to the next level of care for assessment and intervention.

## ITEMS NEEDED FOR DEVELOPMENTAL MONITORING

<p>Colorful object for the child to look at (a plastic cup etc.)</p> 	<p>A shaker with some colorful things inside (for example, vaccine caps)</p> 
<p>A small object like a string, a bead or a seed (Careful that the child does not swallow it)</p> 	<p>A scarf or a cloth</p> 
<p>A homemade ball (to hide under the cloth, to kick)</p> 	<p>A set of 4 blocks (can be medicine boxes filled with small rocks and sealed with tape)</p> 
<p>Paper and pen or pencil (to make a drawing)</p> 	<p>Container such as a cardboard or plastic box, tin or small bucket (to put blocks into)</p> 

Copyright © 2020, PATH. This document may be used freely for educational and noncommercial purposes only. All other rights reserved.