

Anti-Ov16 and Anti-Wb123 IgG₄ Training Panel

For use with SD BIOLINE Onchocerciasis and Lymphatic Filariasis IgG₄ Biplex Rapid Test

Product Number Q5007 Lot Number 183101

Product Insert



INTENDED USE

The Anti-Ov16 and Anti-Wb123 IgG₄ Training Panel Q5007 is a panel of six members with established reactivity to the SD BIOLINE Onchocerciasis and Lymphatic Filariasis IgG₄ Biplex Rapid Test. This panel is intended to be used for training personnel in the proper use of the SD BIOLINE Onchocerciasis and Lymphatic Filariasis IgG₄ Biplex Rapid Test.

For Research Use Only. Not for use in diagnostic procedures.

PRODUCT DESCRIPTION

Q5007 consists of six members, manufactured from human plasma, with a range of reactivity to the SD BIOLINE Onchocerciasis and Lymphatic Filariasis IgG₄ Biplex Rapid Test (Table 1). Four panel members were formulated with various reactivities for anti-Ov16 IgG₄, four panel members were formulated with various reactivities for anti-Wb123 IgG₄, and the negative member was formulated from anti-Ov16 and anti-Wb123 IgG₄ negative pools. Proclin®(0.05%) was added as a preservative.

Product Number: Q5007 1 vial per member
6 members, 0.3 mL per vial

PRECAUTIONS

Members of the Anti-Ov16 and Anti-Wb123 IgG₄ Training Panel Q5007 are manufactured from defibrinated human plasma that is negative for HBV DNA, HCV RNA, HIV-1 RNA, Human Parvovirus B19 DNA, and HAV RNA using nucleic acid amplification methods, and nonreactive for HBsAg and antibodies to HIV-1, HIV-2, HCV, HTLV I, HTLV II, HBs, and HBc using USFDA licensed test methods. Anti-Ov16 IgG₄ and anti-Wb123 IgG₄ stock materials are from a recombinant human IgG₄. The potential for transmission of infectious agents exists, and these materials should be handled following good laboratory safety practice. Caution. Biohazard. Use Universal Precautions. Do not pipette by mouth. Do not smoke, eat, sleep, or drink in areas where panel members or patient specimens are handled.

Discard/dispose of panel members in a manner that will inactivate pathogenic agents.

STORAGE

Training panels are shipped at ambient temperature. Panel members should be stored refrigerated (2-8°C) for up to 14 weeks from receipt. Prior to use, panel members may be stored at ambient temperature (<45°C) for up to two weeks. Once a vial is opened, the panel member can be stored at ambient temperature (<45°C) for up to 2 days. Unopened training panel members stored longer than 14 weeks at 2-8°C or two weeks at ambient temperature (<45°C) should be discarded. Opened training panel members stored at ambient temperature (<45°C) should be discarded within 2 days of opening. Alterations in physical appearance may indicate instability or deterioration. Discard panel members that are visibly turbid.

LIMITATIONS

The Anti-Ov16 and Anti-Wb123 IgG₄ Training Panel Q5007 is offered for research use only. Not for use in diagnostic procedures.

INTERPRETATION OF RESULTS

Individual tests should be interpreted according to test instructions (see Figure 1 for examples). The presence of only the control line (C) indicates that the test is negative for Ov16- and Wb123- reactive IgG₄ antibodies. The presence of the onchocerciasis test line (O) indicates that the test result is positive for Ov16-reactive IgG₄ antibodies. The presence of the lymphatic filariasis test line (L) indicates that the test result is positive for Wb123-reactive IgG₄ antibodies. The absence of the control line (C) indicates an invalid result.

For assistance, contact PATH at dxinfo@path.org.

EXPECTED RESULTS

The Anti-Ov16 and Anti-Wb123 IgG₄ Training Panel Q5007 is formulated to the characteristics in Table 1.

Table 1 Anti-Ov16 and Anti-Wb123 IgG₄ Training Panel Q5007 Description

Panel Member ID	Anti-Ov16 IgG ₄ Concentration	Anti-Wb123 IgG ₄ Concentration	SD BIOLINE Onchocerciasis and Lymphatic Filariasis IgG ₄ Biplex Rapid Expected Test Result
1 Oncho/LF Biplex Rapid Test Training Panel Q5007 Negative : Negative	0 ng/mL	0 ng/mL	Onchocerciasis negative (nonreactive) and Lymphatic Filariasis negative (nonreactive)
2 Oncho/LF Biplex Rapid Test Training Panel Q5007 Low Positive : Negative	50 ng/mL	0 ng/mL	Onchocerciasis positive (reactive) and Lymphatic Filariasis negative (nonreactive)
3 Oncho/LF Biplex Rapid Test Training Panel Q5007 Negative : Low Positive	0 ng/mL	100 ng/mL	Onchocerciasis negative (nonreactive) and Lymphatic Filariasis positive (reactive)
4 Oncho/LF Biplex Rapid Test Training Panel Q5007 Low Positive : Low Positive	50 ng/mL	100 ng/mL	Onchocerciasis positive (reactive) and Lymphatic Filariasis positive (reactive)
5 Oncho/LF Biplex Rapid Test Training Panel Q5007 Low Positive : High Positive	50 ng/mL	1000 ng/mL	Onchocerciasis positive (reactive) and Lymphatic Filariasis positive (reactive)

6	Oncho/LF Biplex Rapid Test Training Panel Q5007 High Positive : Low Positive	500 ng/mL	100 ng/mL	Onchocerciasis positive (reactive) and Lymphatic Filariasis positive (reactive)
---	--	-----------	-----------	--

RECOMMENDED INSTRUCTIONS FOR USE



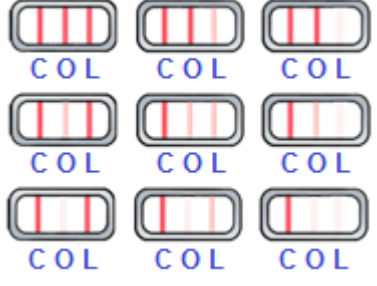


The Anti-Ov16 and Anti-Wb123 IgG₄ Training Panel Q5007 may be used with the SD BIOLINE Onchocerciasis and Lymphatic Filariasis IgG₄ Biplex Rapid Test. Each panel member should be treated as an individual sample and used according to test instructions. Routine personal protective equipment (e.g. gloves, safety goggles, protective clothing) should always be used. The Anti-Ov16 and Anti-Wb123 IgG₄ Training Panel Q5007 should be allowed to equilibrate to room temperature before opening. Samples should be thoroughly mixed prior to use. Firmly shake vials downward several times to ensure there is no residual liquid in the cap. Sample should be applied to the test with the disposable capillary pipette provided in the kit. Use a new capillary pipette for each sample obtained from each panel member. As directed by the test instructions, sample is collected as follows: Gently squeeze and hold the capillary pipette. Place the pipette tip on the sample and release squeeze to collect sample up to the fill line. Sample is added to the test by placing the capillary pipette into the round sample well and gently squeezing to release the sample. Let the sample absorb into the round sample well. Add four drops of assay diluent to the square assay diluent well. Results are interpreted after 30 minutes. This is a qualitative test and any visible line in the appropriate C, O, or L area of the result window should be interpreted as a line. See Figure 1 for interpretation guide. Dispose of used capillary pipette(s) and tests in a manner that will inactivate pathogenic agents.

Once a panel member tube is opened, it should be stored at ambient temperature (<45°C) for no longer than 2 days before discarding. Panel members should be disposed of in a manner that will inactivate pathogenic agents.

For training purposes, it is recommended that each person being trained run and interpret each panel member correctly. If results are interpreted incorrectly, additional training is recommended. Additional training materials may be available. Contact PATH at dxinfo@path.org for availability of training materials.

Test results inconsistent with the expected results (Table 1) may be due to a number of factors including failure to follow the test instructions as directed, improper storage of the Anti-Ov16 and Anti-Wb123 IgG₄ Training Panel Q5007, or expired materials. If repeat testing continues to yield test results that are inconsistent with the expected results, notify your supervisor as appropriate and contact PATH at dxinfo@path.org with detailed information for further troubleshooting.

Figure 1 Interpretation of SD BIOLINE Onchocerciasis and Lymphatic Filariasis IgG₄ Biplex Rapid Test

Onchocerciasis positive (reactive)	
Lymphatic Filariasis positive (reactive)	
Onchocerciasis and Lymphatic Filariasis positive (reactive)	
Negative (nonreactive)	
Invalid	

Anti-Ov16 and Anti-Wb123 IgG₄ Training Panel

For use with SD BIOLINE Onchocerciasis and
Lymphatic Filariasis IgG₄ Biplex Rapid Test
Product Number Q5007 Lot Number 183101

6 vials 0.3mL each

Store refrigerated (2-8°C) for up to 14 weeks from receipt
Afterwards ambient temperature (<45°C) up to 2 weeks
Opened panel members should be discarded within 2 days

For Research Use Only
Not for use in Diagnostic Procedures

Date received:

Caution: Biohazard. Use Universal Precautions

PATH
2201 Westlake Ave, Suite 200
Seattle, WA 98121
USA
TEL +1.206.285.3500
FAX +1.206.285.6619
EMAIL dxinfo@path.org
www.path.org



Q5007 v 4.0

Anti-Ov16 and Anti-Wb123 IgG₄ Training Panel

For use with SD BIOLINE Onchocerciasis and
Lymphatic Filariasis IgG₄ Biplex Rapid Test
Product Number Q5007 Lot Number 183101

6 vials 0.3mL each

Store refrigerated (2-8°C) for up to 14 weeks from receipt
Afterwards ambient temperature (<45°C) up to 2 weeks
Opened panel members should be discarded within 2 days

For Research Use Only
Not for use in Diagnostic Procedures

Date received:

Caution: Biohazard. Use Universal Precautions

PATH
2201 Westlake Ave, Suite 200
Seattle, WA 98121
USA
TEL +1.206.285.3500
FAX +1.206.285.6619
EMAIL dxinfo@path.org
www.path.org



Q5007 v 4.0

Anti-Ov16 and Anti-Wb123 IgG₄ Training Panel

For use with SD BIOLINE Onchocerciasis and
Lymphatic Filariasis IgG₄ Biplex Rapid Test
Product Number Q5007 Lot Number 183101

6 vials 0.3mL each

Store refrigerated (2-8°C) for up to 14 weeks from receipt
Afterwards ambient temperature (<45°C) up to 2 weeks
Opened panel members should be discarded within 2 days

For Research Use Only
Not for use in Diagnostic Procedures

Date received:

Caution: Biohazard. Use Universal Precautions

PATH
2201 Westlake Ave, Suite 200
Seattle, WA 98121
USA
TEL +1.206.285.3500
FAX +1.206.285.6619
EMAIL dxinfo@path.org
www.path.org



Q5007 v 4.0

Anti-Ov16 and Anti-Wb123 IgG₄ Training Panel

For use with SD BIOLINE Onchocerciasis and
Lymphatic Filariasis IgG₄ Biplex Rapid Test
Product Number Q5007 Lot Number 183101

6 vials 0.3mL each

Store refrigerated (2-8°C) for up to 14 weeks from receipt
Afterwards ambient temperature (<45°C) up to 2 weeks
Opened panel members should be discarded within 2 days

For Research Use Only
Not for use in Diagnostic Procedures

Date received:

Caution: Biohazard. Use Universal Precautions

PATH
2201 Westlake Ave, Suite 200
Seattle, WA 98121
USA
TEL +1.206.285.3500
FAX +1.206.285.6619
EMAIL dxinfo@path.org
www.path.org



Q5007 v 4.0

Anti-Ov16 and Anti-Wb123 IgG₄ Training Panel

For use with SD BIOLINE Onchocerciasis and
Lymphatic Filariasis IgG₄ Biplex Rapid Test
Product Number Q5007 Lot Number 183101

6 vials 0.3mL each

Store refrigerated (2-8°C) for up to 14 weeks from receipt
Afterwards ambient temperature (<45°C) up to 2 weeks
Opened panel members should be discarded within 2 days

For Research Use Only
Not for use in Diagnostic Procedures

Date received:

Caution: Biohazard. Use Universal Precautions

PATH
2201 Westlake Ave, Suite 200
Seattle, WA 98121
USA
TEL +1.206.285.3500
FAX +1.206.285.6619
EMAIL dxinfo@path.org
www.path.org



Q5007 v 4.0

Anti-Ov16 and Anti-Wb123 IgG₄ Training Panel

For use with SD BIOLINE Onchocerciasis and
Lymphatic Filariasis IgG₄ Biplex Rapid Test
Product Number Q5007 Lot Number 183101

6 vials 0.3mL each

Store refrigerated (2-8°C) for up to 14 weeks from receipt
Afterwards ambient temperature (<45°C) up to 2 weeks
Opened panel members should be discarded within 2 days

For Research Use Only
Not for use in Diagnostic Procedures

Date received:

Caution: Biohazard. Use Universal Precautions

PATH
2201 Westlake Ave, Suite 200
Seattle, WA 98121
USA
TEL +1.206.285.3500
FAX +1.206.285.6619
EMAIL dxinfo@path.org
www.path.org



Q5007 v 4.0