



# Tips to Improve Life of Oxygen Concentrators



## Daily Checks



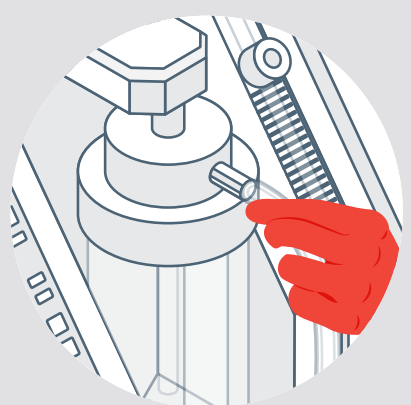
### Cleaning

Remove any dust/dirt with damp cloth and dry it off.

Ensure delivery tubes and masks are decontaminated.

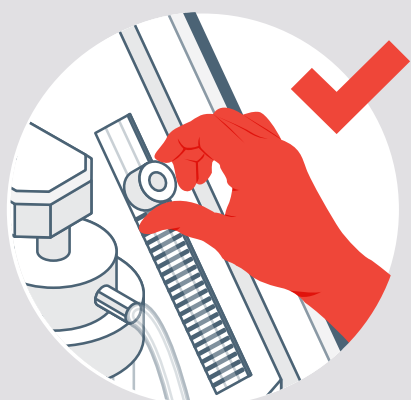


If humidifier bottle is used, disinfect and refill with clean water.



### Visual Checks

Check all parts (screws, connectors, tubes, etc.) are fitted tightly and correctly.



### Function

Ensure flow is sufficient before intended clinical use.




## Weekly Checks



### Cleaning

Wash filter in warm water and dry. Replace the filter if damaged.

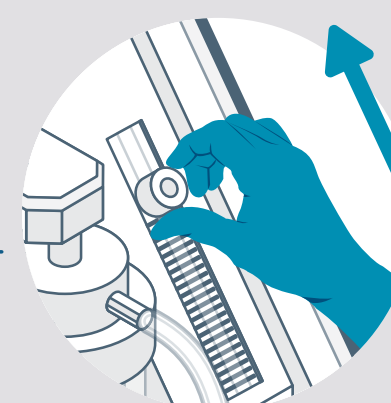
Clean the humidifier bottle thoroughly and dry it off.



### Visual Checks

Replace the humidifier bottle if covered with limescale.

Replace mains plug, cable or socket if damaged.



### Function

Run the machine for 2 minutes and ensure no alarm sounds.

Check the flow control function by checking the bubbles.

**Ensure a technical check by a biomedical technician is done every six months.**

Disclaimer : This poster has been adapted and customized from PATH's Oxygen Delivery Toolkit.