

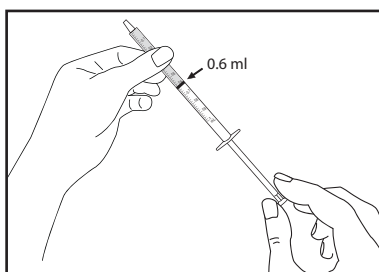
# Instructions for Health Workers: Nevirapine Infant-Dose Pouch

## Counsel patient on nevirapine for PMTCT:

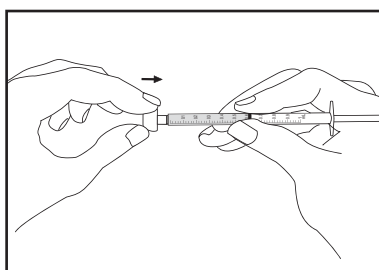
- ▶ Today you are being given nevirapine to take home.
- ▶ Nevirapine can help prevent transmission of HIV to your baby.
- ▶ Timing is important for taking the medication. If you deliver at home:
  - Tablet is for you to take when you go into labor.
  - Oral dose from the pouch should be given to the baby as soon as possible after birth or within 72 hours of delivery. (Please note to the woman that 72 hours is the equivalent of 3 days.)
- ▶ If you plan to deliver your baby at the health center, bring the tablet and the oral dose with you.

## In view of the patient:

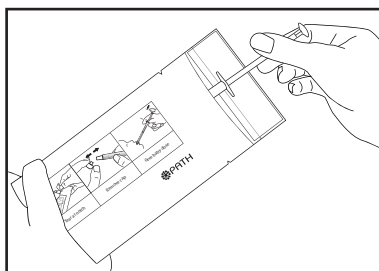
- 1** Fill oral dosing syringe with 0.6 ml of nevirapine oral suspension.



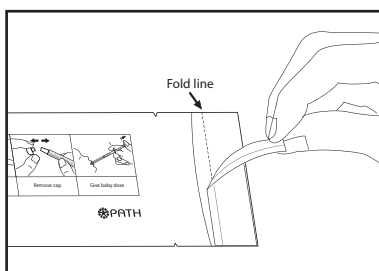
- 2** Place cap on tip and secure.



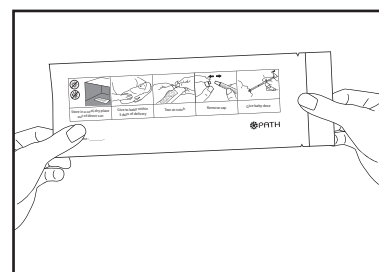
- 3** Place dispenser in the foil pouch.



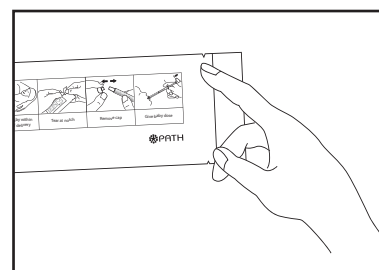
- 4** Remove the liner and fold the end at the fold line to seal the pouch.



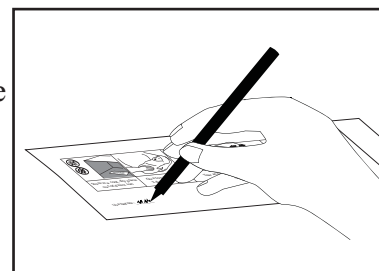
- 5** Review the pictorial instructions with the patient.



- 6** Show the tear point on the pouch.



- 7** Write the date two months from today (date dispensed) after "Use Before" and other information after "Note."



- 8** Give the pouch to the patient.

